




Name: _____

Class: _____

Color the Shapes in Fruits








Color the white shapes with matching colors.



Name: _____ Class: _____

Find the Same Shapes


Look at the shapes of each fruit. Find the shapes on the right that match. Draw a line to connect each match.



Name: _____ Class: _____

Draw the Circles













Draw the lines to get the circles. Then, color the circles with a purple color.



Name: _____ Class: _____

Find the Biggest Fruits

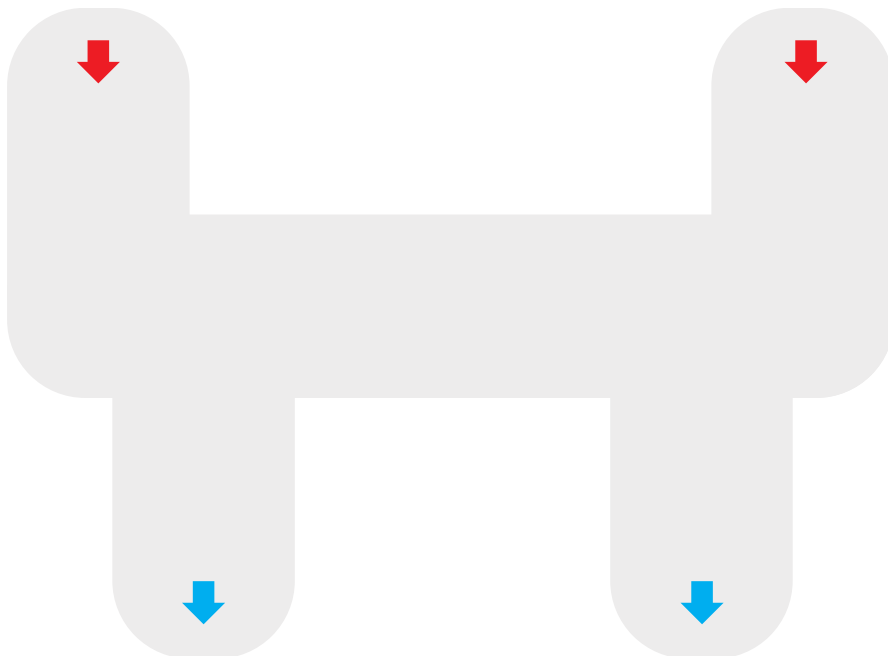

Color the circle under the biggest watermelon and under the biggest apple.



Name: _____ Class: _____

Find the Matching Tree and Fruits





Look at the tree above, then match it with the fruit below. Draw a line to connect each match.



Name: _____ Class: _____

Find the Matching Fruit and the Basket

Draw a line to connect each fruit with the basket fruit that matches.



Name: _____ Class: _____

Find the Matches Fruits

Draw a line to connect the matching fruits.

